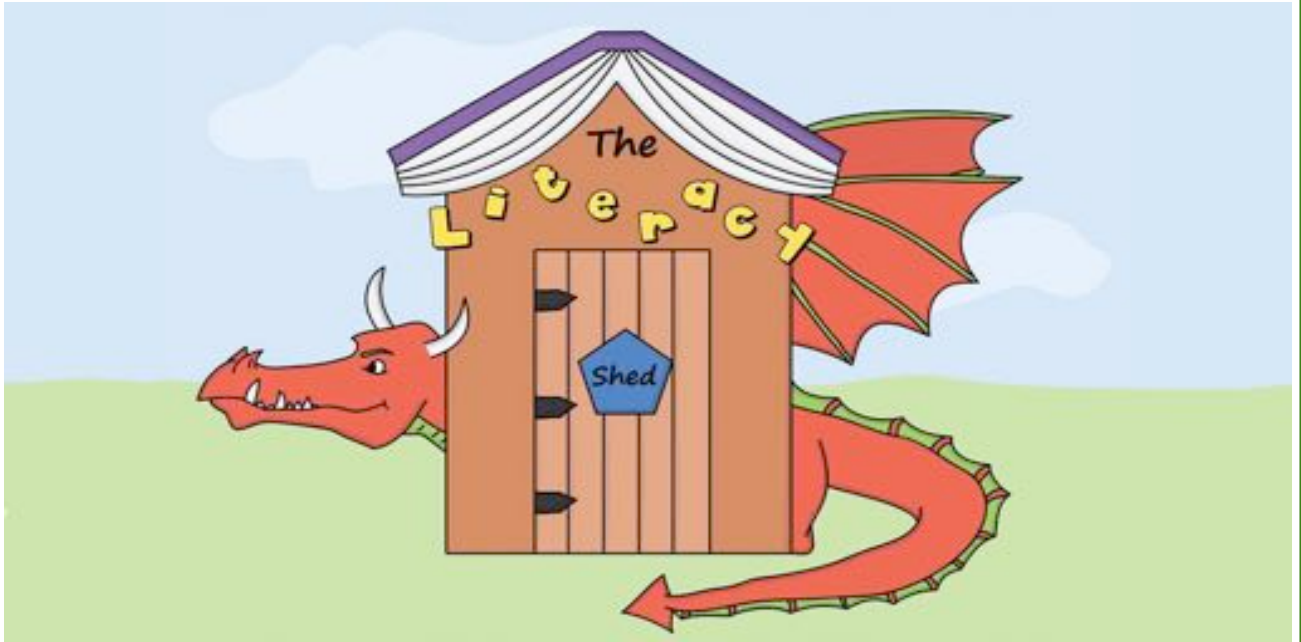


# Catch It



## Activity Pack KS2

This pack contains  
10 mixed activities  
in response to a  
short film clip

# Catch It

## PLEASE NOTE

The Literacy Shed website should ALWAYS be used under the supervision of an adult. There are some clips on the site which are only suitable for use with Year 6 children or KS3. Please ensure that children do not search the website independently.

The activities in this pack are designed to use with the following clip...

<https://www.literacyshed.com/catchit.html>

Other activities to complete after watching the clip:

- Investigate the natural habitat of a meerkat and write a non-chronological report
- Tell the story from a meerkat's point of view.
- Create an internal monologue for the vulture.
- Describe the beautiful setting of the African plains.
- Create some dialogue between the meerkats at various points in the film.
- Create some commentary for the 'rugby' scene at the end of the film - use iMovie to record this commentary over the top of the original film.

# Catch It

## Questions to ask:

**Pause the film after 44 seconds as the animals emerge from their burrow.**

Where are the animals sleeping?

What is the name for the long, seasonal sleep that some mammals partake in during winter?

Describe the landscape around them- what is their natural habitat?

**Pause the film at 1:27 when the vulture lands in the tree.**

What are the meerkats thinking as they climb the tree and find the fruit?

How can you tell that the meerkats are happy to see the fruit? What gesture do they make?

Why do they sway when they look at it?

Describe their movements as the vulture lands.

Do you think the vulture is going to be a hero or a villain in the story? Explain your answer.

**Pause the film at 3:24 as the fruit is dropped and none of the animals have it.**

Why do you think all of the animals are so desperate to catch it?

What sports does the meerkat formation remind you of?

Explain how the meerkats work as a team.

Think of three sentences to describe the way in which the vulture moves against the meerkats.

**At the end of the film ask:**

What word would you use to describe the fruit at the end of the clip?

Who do you think won in the end?

Do you think there is a moral to this story? What is it?

**Note: there are no answers for these discussion questions.**

# Catch It

Collective nouns are used to name a group of animals.

A group of meerkats is called a 'mob'.

Here are some other examples:

- A school of fish
- A murder of crows
- A herd of elephants

Look at the animals below- can you find out the collective nouns for a group of each?



**Extra Task: How many other collective nouns can you find out?**

# Catch It

## Word Search

Can you find the following words in the word search? Words can read forwards, backwards, up, down, diagonally and can intersect.

Vulture burrow formation savanna pomegranate  
mob beak sprint sun fling grip

|   |   |   |   |   |   |   |   |   |   |
|---|---|---|---|---|---|---|---|---|---|
| g | a | s | s | p | i | l | b | x | p |
| h | r | e | b | u | r | r | o | w | o |
| n | e | i | s | v | b | a | m | e | m |
| o | u | y | p | a | c | e | r | p | e |
| i | d | s | r | p | v | n | k | u | g |
| t | j | f | i | o | u | a | l | q | r |
| a | z | r | n | t | l | s | n | g | a |
| m | e | s | t | a | t | h | k | n | n |
| r | g | h | y | r | u | e | e | i | a |
| o | t | b | q | u | r | m | p | l | t |
| f | i | n | k | a | e | b | w | f | e |

# Catch It

Imagine that the animals could talk. What would they say to each other during the clip? (Remember to use punctuation.)

meerkats

vulture

meerkats

vulture

meerkats

vulture

See answer page for prompts

# Catch It

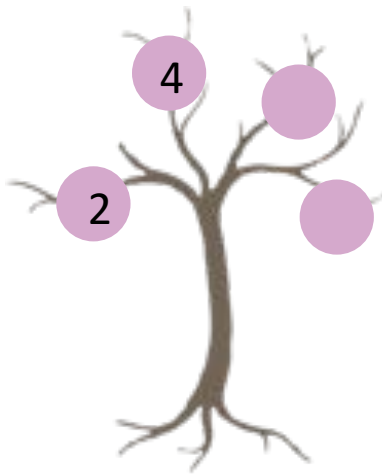
Imagine the vulture could have his say-  
why did he behave the way he did? How  
did her feel about the meerkats working  
against him? Write his point of view  
about the chase below...

[illegible]


# Meerkat Maths 1

With each branch clockwise around the tree (starting on the furthest left), the number of fruit hanging on it doubles. Can you fill all of the spaces?

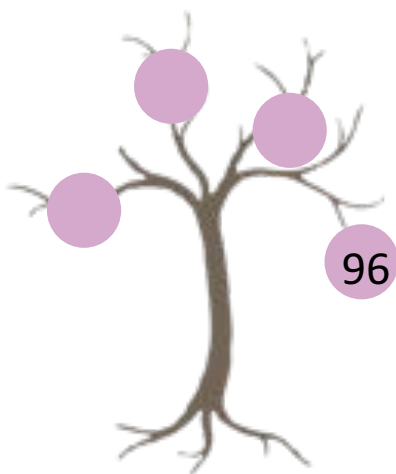
A




B



C



D





# Meerkat Maths 2

The meerkats find another pomegranate and split it open to share. There are eight of them and the fruit contains 176 seeds. How many seeds do they get each?




They decide to share the fruit with the vulture. How many seeds do they each have now if they split it equally?

# Catch It

## Fact Finder

Can you use books or the internet (with supervision) to try and find 15 amazing facts about the vulture. Colour the vulture at the end.



# Catch It

**Think of a time when you have had to work within a team to achieve something. Write about it below. You may want to think about:**

- How you organised your team
- What you needed to do to work together
- Any disagreements you had and how you overcame them
- How the end result made you feel

[illegible]

# Catch It

Watch the clip. Can you write the story from the perspective of one of the meerkats? Remember to make your writing as exciting as possible. Use the next page to write your story.

Some things you might want to include...

A verb to start a sentence.

E.g. **Racing** across the savanna, we could only think of one thing: food.

An adverb to start a sentence.

E.g. **Skilfully**, we passed the fruit between us.

Try adding some short, snappy sentences to add excitement.

E.g. He froze.

Tell the reader when something happened.

E.g. Moments later, an enormous shadow passed overhead forcing us to run for cover

Use adjectives (describing words) to add interest.

E.g. The **starving, calculated** vulture landed upon the **bare** branch, eyeing up the **sweet, ripe** fruit as it dangled tantalisingly.

Use a simile to compare something in the story to something else.


E.g. Like a well trained rugby team we rallied into formation.

Make vocabulary swaps for smarter words.

E.g. We ~~ran~~-sprinted across the ~~ground~~ scrubland.

Use repetition to keep the reader's interest.

E.g. Our stomachs **rumbled**. Then the branches **rumbled** as he landed. After that the ground **rumbled** as our tint feet got to work.


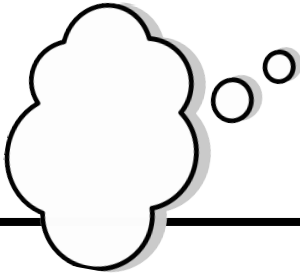



# Catch It

Handwriting practice lines consisting of 20 horizontal lines.



# Catch It



Create a comic strip of the story

The Literacy Shed © 2020

# Catch It

## Answer Page

### Speech bubbles- key punctuation

Question marks for questions.

Exclamation marks for exclamation or commands

Full stops for statements or commands

Inverted commas (speech marks) year 5/6

### Meerkat Maths 1

A) 2,4,8,16

B) 5,10,20,40

C) 12,24,48,96

D) 16.75, 33.5,67,134

### Meerkat Maths 2

$176/8 = 22$  seeds each

$176/9 = 19.5$  seeds each