

Times in tables

Time children spent watching TV

Number of children whose parents were surveyed = 60

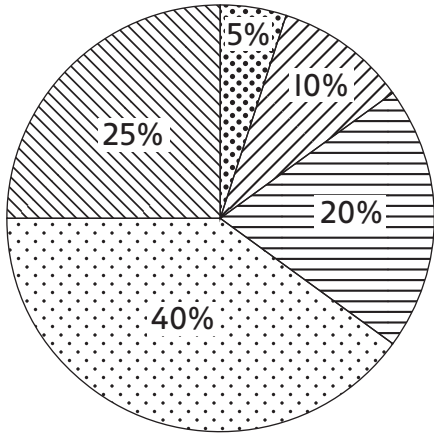
Hours of TV each day	Less than 1 hour	1 hour to 1 hour 59 minutes	2 hours to 2 hours 59 minutes	3 hours to 3 hours 59 minutes	More than 4 hours
Number of children	3	9	18	18	12

- 1 What percentage of children watch less than an hour of TV a day? _____
- 2 What percentage of children watch more than 4 hours of TV a day? _____
- 3 What percentage of children watch between 2 and 4 hours of TV a day? _____
How many children is that? _____
- 4 Seven children were asked how long they spend eating each day. What is the mean number of minutes spent eating?






Children	Charlie	Amit	Sam	Bella	Sharif	Tom	Mary
Minutes spent eating each day	20	30	40	50	60	70	80

Exercising statistics

How much exercise do city dogs get each day?



Number of owners surveyed = 200

-  More than 4 hours a day
-  More than 3 hours up to 4 hours
-  More than 2 hours up to 3 hours
-  From 1 hour up to 2 hours
-  Less than 1 hour



Remember the link between pie charts, percentages and fractions.

Study the pie chart and answer these questions.

- 5 How many owners exercise their dog for more than 4 hours a day?
- 6 What percentage of owners exercise their dog for 2 hours or less each day?
 How many owners was that on the survey?
- 7 How many owners exercise their dog for between 2 and 4 hours a day?
 Is this more or less than $\frac{1}{3}$ of those surveyed?
- 8 Dog-lover Sally says that more than $\frac{3}{4}$ of owners exercise their dogs for less than $\frac{1}{8}$ of the day!
 Is she correct?
- 9 Vets advise that most dogs should have between 2 and 4 hours of exercise a day.
 What fraction of all the dogs surveyed get this?
 How many dogs is that?

I found this:

Easy
 Challenging
 I needed help